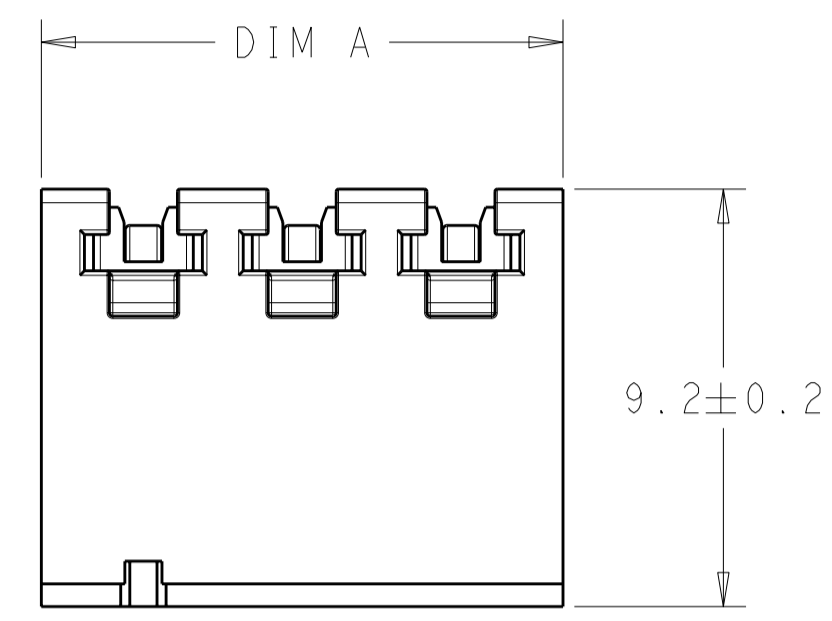
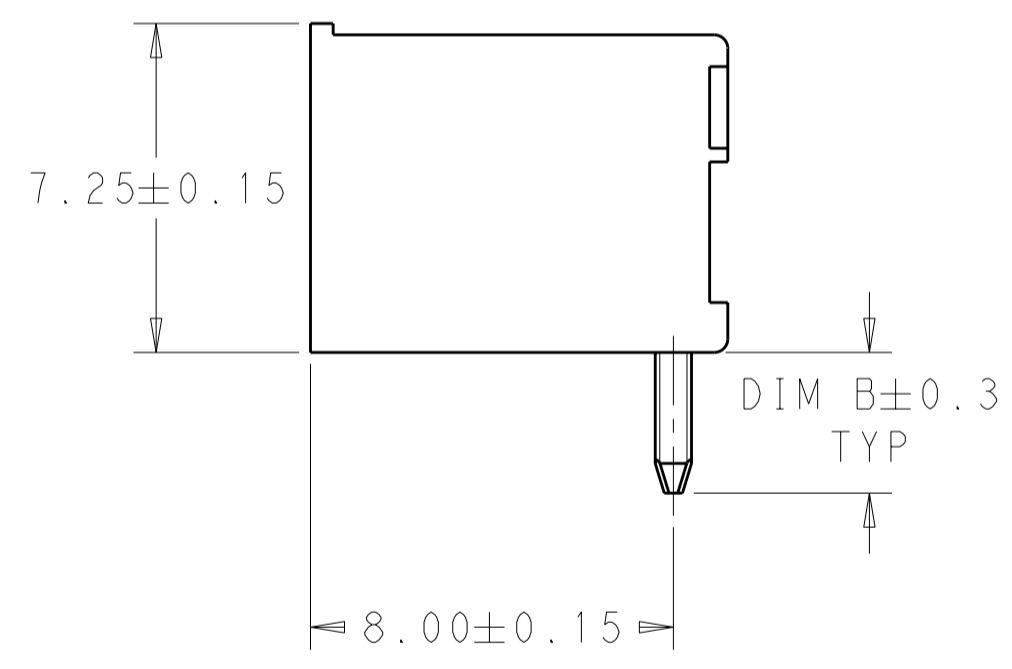
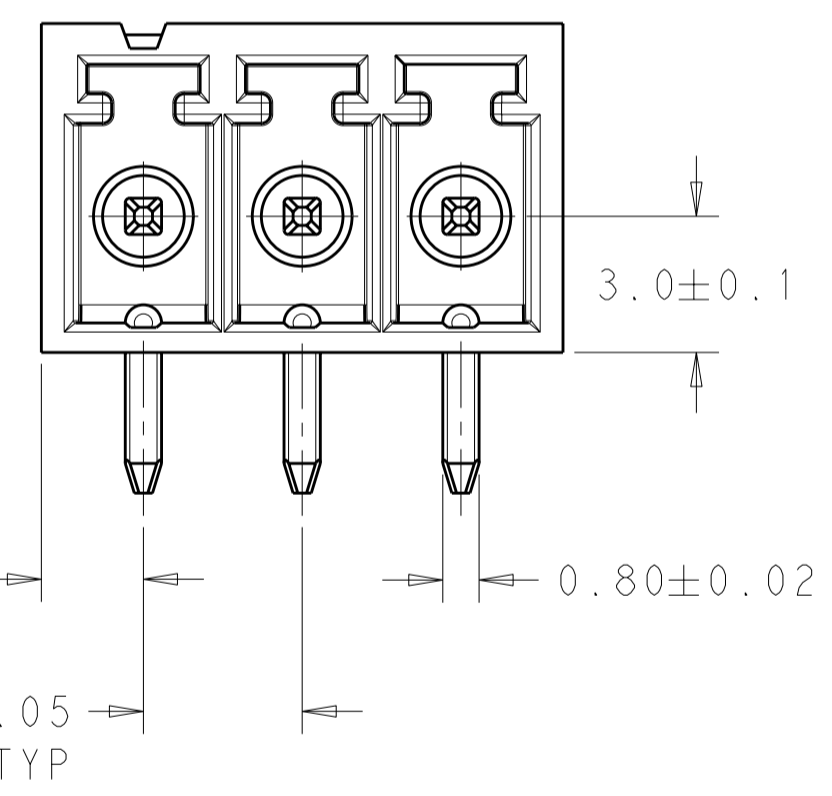


THIS DRAWING IS UNPUBLISHED. RELEASED FOR PUBLICATION 20
 © COPYRIGHT 20 BY TYCO ELECTRONICS CORPORATION. ALL INTERNATIONAL RIGHTS RESERVED.

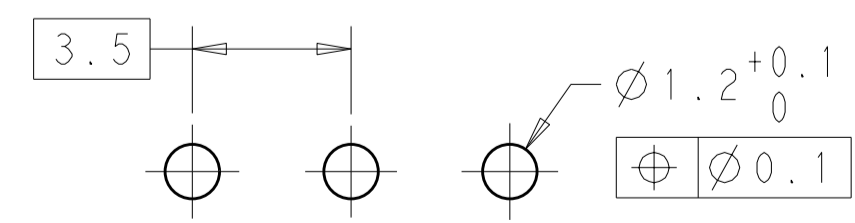
LOC		DIST		REVISIONS			
P	LTR	DESCRIPTION	DATE	DWN	APVD		
	02	REVISED PER ECO-09-027788	05JAN2010	SS	CR		



- 1 MATERIAL AND FINISH:
 HOUSING: HIGH TEMPERATURE POLYAMIDE, UL94V-0 RATED
 COLOR BLACK.
 TERMINAL: BRASS, TIN PLATED
- 2. RECOMMENDED PC BOARD THICKNESS 1.6-2.4mm.
- 3. UL RATING: 300V, 11A.
- 4 PACKAGED IN POCKET TAPE 24mm WIDE.
- 5 PRELIMINARY PART NUMBER.



5	TAPE & REEL	2.6	18.5	5	1-1776134-5
5	TAPE & REEL	2.6	11.5	3	1-1776134-3
	BULK	3.4	43.0	12	1-1776134-2
	BULK	3.4	39.5	11	1-1776134-1
	BULK	3.4	36.0	10	1-1776134-0
	BULK	3.4	32.5	9	1776134-9
	BULK	3.4	29.0	8	1776134-8
	BULK	3.4	25.5	7	1776134-7
	BULK	3.4	22.0	6	1776134-6
	BULK	3.4	18.5	5	1776134-5
	BULK	3.4	15.0	4	1776134-4
	BULK	3.4	11.5	3	1776134-3
	BULK	3.4	8.0	2	1776134-2
	PACKAGING	DIM B	DIM A	NO. OF POS.	PART NUMBER



RECOMMENDED PC BOARD LAYOUT

<small>THIS DRAWING IS A CONTROLLED DOCUMENT FOR TYCO ELECTRONICS CORPORATION. IT IS SUBJECT TO CHANGE AND THE CONTROLLING ENGINEERING ORGANIZATION SHOULD BE CONTACTED FOR THE LATEST REVISION.</small>		DWN S. SCHLEGEL 05JAN2010 CHK C. RICHARD 05JAN2010 APVD C. RICHARD 05JAN2010	Tyco Electronics Tyco Electronics Harrisburg, PA 17105-3608
DIMENSIONS: mm	TOLERANCES UNLESS OTHERWISE SPECIFIED: 0 PLC ± 1 PLC ±0.3 2 PLC ±0.25 3 PLC ± 4 PLC ± ANGLES ±2 FINISH	PRODUCT SPEC APPLICATION SPEC WEIGHT	NAME TERMINAL BLOCK HEADER ASSEMBLY 90 DEGREE, CLOSED ENDS, 3.5mm PITCH
MATERIAL		CUSTOMER DRAWING	SIZE A2 CAGE CODE 00779 DRAWING NO. C-1776134 RESTRICTED TO
		SCALE 6:1	SHEET 1 OF 1 REV 02